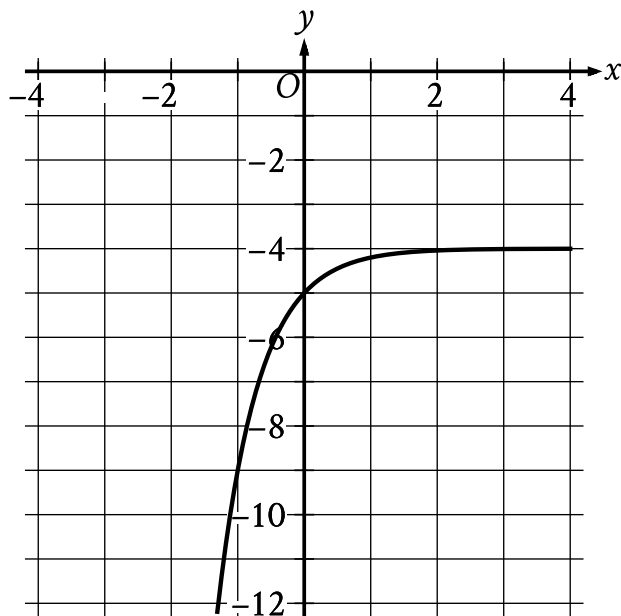


Question ID 6abec9a8

1.1

Assessment	Test	Domain	Skill	Difficulty
SAT	Math	Advanced Math	Nonlinear functions	<div> <div></div> <div></div> <div></div> </div>

ID: 6abec9a8



What is the y -intercept of the graph shown?

- A. $(-1, -9)$
- B. $(0, -5)$
- C. $(0, -4)$
- D. $(0, 0)$

ID: 6abec9a8 Answer

Correct Answer: B

Rationale

Choice B is correct. The y -intercept of a graph in the xy -plane is the point (x, y) on the graph where $x = 0$. At $x = 0$, the corresponding value of y is -5 . Therefore, the y -intercept of the graph shown is $(0, -5)$.

Choice A is incorrect and may result from conceptual errors.

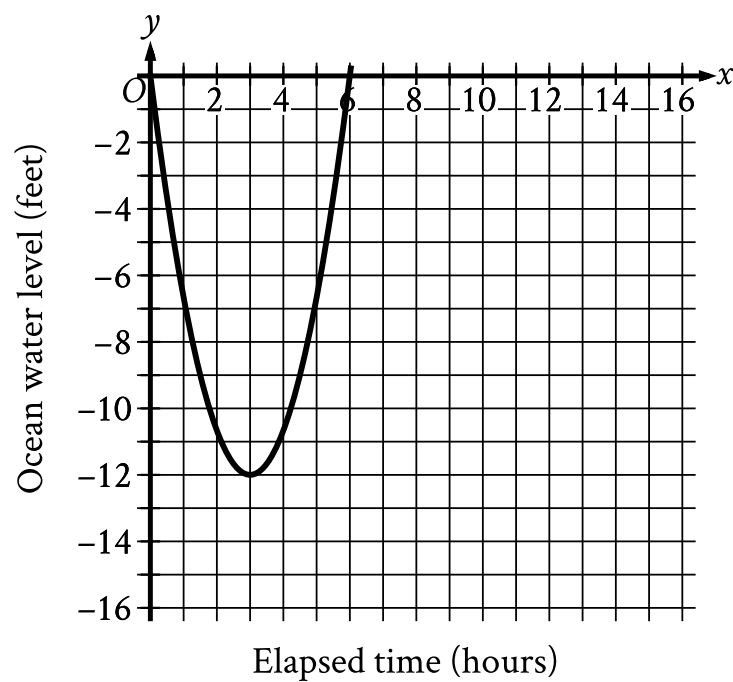
Choice C is incorrect. This is the y -intercept of a graph in the xy -plane that intersects the y -axis at $y = -4$, not $y = -5$.

Choice D is incorrect. This is the y -intercept of a graph in the xy -plane that intersects the y -axis at $y = 0$, not $y = -5$.

Question Difficulty: Easy

Assessment	Test	Domain	Skill	Difficulty
SAT	Math	Advanced Math	Nonlinear functions	<div><div></div><div></div><div></div></div>

ID: 1ee962ec



Scientists recorded data about the ocean water levels at a certain location over a period of 6 hours. The graph shown models the data, where $y = 0$ represents sea level. Which table gives values of x and their corresponding values of y based on the model?

- A.

x	y
0	-12
0	3
3	6
- B.

x	y
0	0
3	12
0	-6
- C.

x	y
0	0
3	-12

6	0
---	---

D.

x	y
0	0
12	3
-6	0

ID: 1ee962ec Answer

Correct Answer: C

Rationale

Choice C is correct. Each point (x, y) on the graph represents an elapsed time x , in hours, and the corresponding ocean water level y , in feet, at a certain location based on the model. The graph shown passes through the points $(0, 0)$, $(3, -12)$, and $(6, 0)$. Thus, the table in choice C gives the values of x and their corresponding values of y based on the model.

Choice A is incorrect and may result from conceptual or calculation errors.

Choice B is incorrect and may result from conceptual or calculation errors.

Choice D is incorrect and may result from conceptual or calculation errors.

Question Difficulty: Easy

Assessment	Test	Domain	Skill	Difficulty
SAT	Math	Advanced Math	Nonlinear functions	<div><div></div><div></div><div></div></div>

ID: 788bfd56

The function f is defined by $f(x) = 4 + \sqrt{x}$. What is the value of $f(144)$?

- A. 0
- B. 16
- C. 40
- D. 76

ID: 788bfd56 Answer

Correct Answer: B

Rationale

Choice B is correct. The value of $f(144)$ is the value of $f(x)$ when $x = 144$. It's given that the function f is defined by $f(x) = 4 + \sqrt{x}$. Substituting 144 for x in this equation yields $f(144) = 4 + \sqrt{144}$. Since the positive square root of 144 is 12, it follows that this equation can be rewritten as $f(144) = 4 + 12$, or $f(144) = 16$. Therefore, the value of $f(144)$ is 16.

Choice A is incorrect and may result from conceptual or calculation errors.

Choice C is incorrect. This is the value of $f(1,296)$, not $f(144)$.

Choice D is incorrect. This is the value of $f(5,184)$, not $f(144)$.

Question Difficulty: Easy

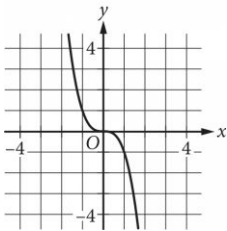
Assessment	Test	Domain	Skill	Difficulty
SAT	Math	Advanced Math	Nonlinear functions	<div><div></div><div></div><div></div></div>

ID: b39d74a0

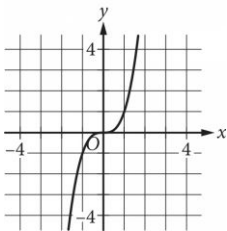
x	y
0	0
1	1
2	8
3	27

The table shown includes some values of x and their corresponding values of y . Which of the following graphs in the xy -plane could represent the relationship between x and y ?

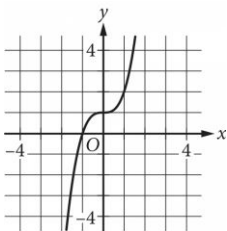
A.



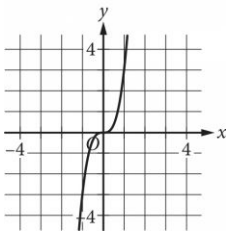
B.



C.



D.



ID: b39d74a0 Answer

Correct Answer: B

Rationale

Choice B is correct. Each pair of values shown in the table gives the ordered pair of coordinates for a point that lies on the graph that represents the relationship between x and y in the xy -plane: $(0,0)$, $(1,1)$, $(2,8)$, and $(3,27)$. Only the graph in choice B passes through the points listed in the table that are visible in the given choices.

Choices A, C, and D are incorrect. None of these graphs passes through the point $(1,1)$.

Question Difficulty: Easy

Assessment	Test	Domain	Skill	Difficulty
SAT	Math	Advanced Math	Nonlinear functions	<div><div></div><div></div><div></div></div>

ID: 5377d9cf

If $f(x) = \frac{x^2 - 6x + 3}{x - 1}$,

what is $f(-1)$?

- A. -5
- B. -2
- C. 2
- D. 5

ID: 5377d9cf Answer

Correct Answer: A

Rationale

Choice A is correct. Substituting -1 for x in the equation that defines f gives $f(-1) = \frac{(-1)^2 - 6(-1) + 3}{(-1) - 1}$.

Simplifying the expressions in the numerator and denominator yields $\frac{1 + 6 + 3}{-2}$, which is equal to $\frac{10}{-2}$ or -5 .

Choices B, C, and D are incorrect and may result from misapplying the order of operations when substituting -1 for x .

Question Difficulty: Easy

Assessment	Test	Domain	Skill	Difficulty
SAT	Math	Advanced Math	Nonlinear functions	<div><div></div><div></div><div></div></div>

ID: 75915e3c

$$f(x) = 2(3^x)$$

For the function f defined above, what is the value of $f(2)$?

- A. 9
- B. 12
- C. 18
- D. 36

ID: 75915e3c Answer

Correct Answer: C

Rationale

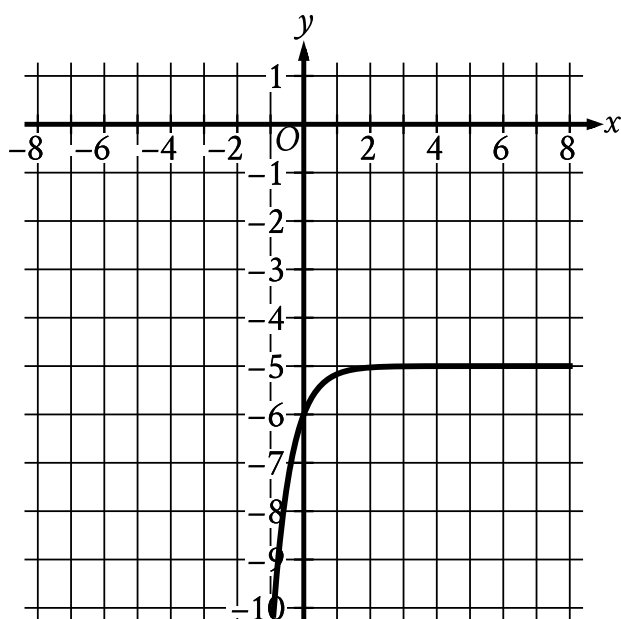
Choice C is correct. The value of $f(2)$ is found by evaluating the expression $2(3^x)$ when $x = 2$. Substituting 2 for x in the given equation yields $f(2) = 2(3^2)$. Simplifying 3^2 in the equation results in $f(2) = 2(9)$. Evaluating the right-hand side of the equation yields $f(2) = 18$. Therefore, the value of $f(2)$ is 18.

Choice A is incorrect and may result from evaluating the expression as (3^2) . Choice B is incorrect and may result from evaluating the expression as $2(3 \cdot 2)$. Choice D is incorrect and may result from evaluating the expression as $(2 \cdot 3)^2$.

Question Difficulty: Easy

Assessment	Test	Domain	Skill	Difficulty
SAT	Math	Advanced Math	Nonlinear functions	<div><div></div><div></div><div></div></div>

ID: 7160cbb3



What is the y -intercept of the graph shown?

- A. $(0, -6)$
- B. $(-6, 0)$
- C. $(0, 0)$
- D. $(-5, -5)$

ID: 7160cbb3 Answer

Correct Answer: A

Rationale

Choice A is correct. The y -intercept of a graph in the xy -plane is the point (x, y) on the graph where $x = 0$. For the graph shown, at $x = 0$, the corresponding value of y is -6 . Therefore, the y -intercept of the graph shown is $(0, -6)$.

Choice B is incorrect and may result from conceptual errors.

Choice C is incorrect and may result from conceptual errors.

Choice D is incorrect and may result from conceptual errors.

Question Difficulty: Easy

Assessment	Test	Domain	Skill	Difficulty
SAT	Math	Advanced Math	Nonlinear functions	<div><div></div><div></div><div></div></div>

ID: 72ae8a87

The function $f(x) = 200,000(1.21)^x$ gives a company's predicted annual revenue, in dollars, x years after the company started selling light bulbs online, where $0 < x \leq 10$. What is the best interpretation of the statement " $f(5)$ is approximately equal to 518,748" in this context?

- A. 5 years after the company started selling light bulbs online, its predicted annual revenue is approximately 518,748 dollars.
- B. 5 years after the company started selling light bulbs online, its predicted annual revenue will have increased by a total of approximately 518,748 dollars.
- C. When the company's predicted annual revenue is approximately 518,748 dollars, it is 5 times the predicted annual revenue for the previous year.
- D. When the company's predicted annual revenue is approximately 518,748 dollars, it is 5% greater than the predicted annual revenue for the previous year.

ID: 72ae8a87 Answer

Correct Answer: A

Rationale

Choice A is correct. It's given that the function $f(x) = 200,000(1.21)^x$ gives a company's predicted annual revenue, in dollars, x years after the company started selling light bulbs online. It follows that $f(x)$ represents the company's predicted annual revenue, in dollars, x years after the company started selling light bulbs online. Since the value of $f(5)$ is the value of $f(x)$ when $x = 5$, it follows that " $f(5)$ is approximately equal to 518,748" means that $f(x)$ is approximately equal to 518,748 when $x = 5$. Therefore, the best interpretation of the statement " $f(5)$ is approximately equal to 518,748" in this context is 5 years after the company started selling light bulbs online, its predicted annual revenue is approximately 518,748 dollars.

Choice B is incorrect and may result from conceptual errors.

Choice C is incorrect and may result from conceptual errors.

Choice D is incorrect and may result from conceptual errors.

Question Difficulty: Easy

Question ID 09f58996

1.9

Assessment	Test	Domain	Skill	Difficulty
SAT	Math	Advanced Math	Nonlinear functions	<div> <div></div> <div></div> <div></div> </div>

ID: 09f58996

The function f is defined by $f(x) = 6 + \sqrt{x}$. What is the value of $f(36)$?

ID: 09f58996 Answer

Correct Answer: 12

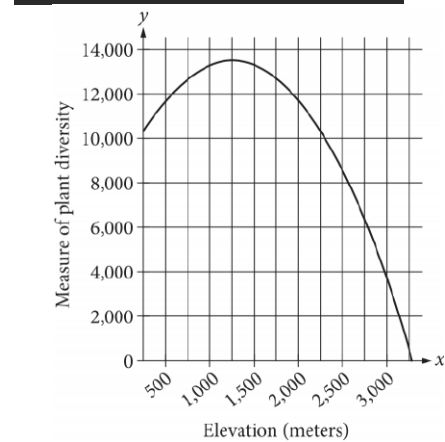
Rationale

The correct answer is **12**. The value of $f(36)$ is the value of $f(x)$ when $x = 36$. Substituting **36** for x in the given equation yields $f(36) = 6 + \sqrt{36}$, which is equivalent to $f(36) = 6 + 6$, or $f(36) = 12$. Thus, the value of $f(36)$ is **12**.

Question Difficulty: Easy

Assessment	Test	Domain	Skill	Difficulty
SAT	Math	Advanced Math	Nonlinear functions	<div><div></div><div></div><div></div></div>

ID: ebe4bde0



The quadratic function graphed above models a particular measure of plant diversity as a function of the elevation in a region of Switzerland. According to the model, which of the following is closest to the elevation, in meters, at which plant diversity is greatest?

- A. 13,500
- B. 3,000
- C. 1,250
- D. 250

ID: ebe4bde0 Answer

Correct Answer: C

Rationale

Choice C is correct. Each point (x, y) on the graph represents the elevation x , in meters, and the corresponding measure of plant diversity y in a region of Switzerland. Therefore, the point on the graph with the greatest y -coordinate represents the location that has the greatest measure of plant diversity in the region. The greatest y -coordinate of any point on the graph is approximately 13,500. The x -coordinate of that point is approximately 1,250. Therefore, the closest elevation at which the plant diversity is the greatest is 1,250 meters.

Choice A is incorrect. This value is closest to the greatest y -coordinate of any point on the graph and therefore represents the greatest measure of plant diversity, not the elevation where the greatest measure of plant diversity occurs. Choice B is incorrect. At an elevation of 3,000 meters the measure of plant diversity is approximately 4,000. Because there are points on the graph with greater y -coordinates, 4,000 can't be the greatest measure of plant diversity, and 3,000 meters isn't the elevation at which the greatest measure of plant diversity occurs. Choice D is incorrect. At an elevation of 250 meters, the measure of plant diversity is approximately 11,000. Because there are points on the graph with greater y -coordinates, 11,000 can't be the

greatest measure of plant diversity and 250 meters isn't the elevation at which the greatest measure of plant diversity occurs.

Question Difficulty: Easy

Question ID d46da42c

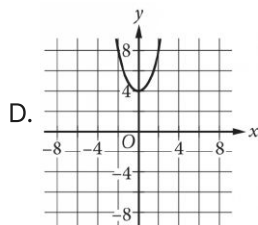
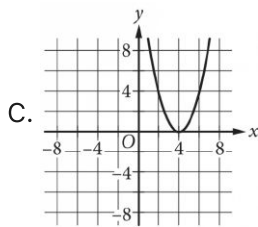
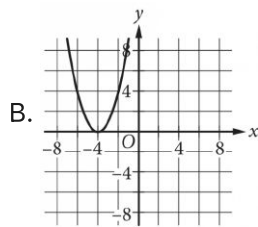
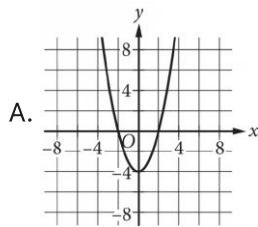
1.11

Assessment	Test	Domain	Skill	Difficulty
SAT	Math	Advanced Math	Nonlinear functions	<div> <div></div> <div></div> <div></div> </div>

ID: d46da42c

$$f(x) = x^2 + 4$$

The function f is defined as shown. Which of the following graphs in the xy -plane could be the graph of $y = f(x)$?



ID: d46da42c Answer

Correct Answer: D

Rationale

Choice D is correct. For the quadratic function $f(x) = x^2 + 4$, the vertex of the graph is $(0, 4)$, and because the x^2 term is positive, the vertex is the minimum of the function. Choice D is the only option that meets these conditions.

Choices A, B, and C are incorrect. The vertex of each of these graphs doesn't correspond to the minimum of the given function.

Question Difficulty: Easy

Question ID 79ba511a

1.12

Assessment	Test	Domain	Skill	Difficulty
SAT	Math	Advanced Math	Nonlinear functions	<div><div></div><div></div><div></div></div>

ID: 79ba511a

The function f is defined by $f(x) = x^3 + 15$. What is the value of $f(2)$?

- A. 20
- B. 21
- C. 23
- D. 24

ID: 79ba511a Answer

Correct Answer: C

Rationale

Choice C is correct. The value of $f(2)$ is the value of $f(x)$ when $x = 2$. Substituting 2 for x in the given function yields $f(2) = (2)^3 + 15$, or $f(2) = 8 + 15$, which is equivalent to $f(2) = 23$. Therefore, the value of $f(2)$ is 23.

Choice A is incorrect and may result from conceptual or calculation errors.

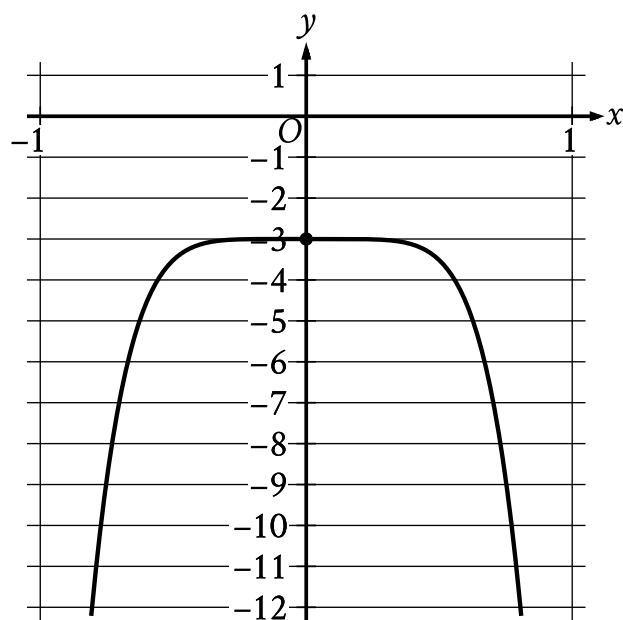
Choice B is incorrect. This is the value of $f(2)$ when $f(x) = x(3) + 15$, rather than $f(x) = x^3 + 15$.

Choice D is incorrect and may result from conceptual or calculation errors.

Question Difficulty: Easy

Assessment	Test	Domain	Skill	Difficulty
SAT	Math	Advanced Math	Nonlinear functions	<div><div></div><div></div><div></div></div>

ID: 50418728



The graph of the polynomial function f , where $y = f(x)$, is shown. The y -intercept of the graph is $(0, y)$. What is the value of y ?

ID: 50418728 Answer

Correct Answer: -3

Rationale

The correct answer is -3 . The y -intercept of the graph of a function in the xy -plane is the point where the graph crosses the y -axis. The graph of the polynomial function shown crosses the y -axis at the point $(0, -3)$. It's given that the y -intercept of the graph is $(0, y)$. Thus, the value of y is -3 .

Question Difficulty: Easy

Assessment	Test	Domain	Skill	Difficulty
SAT	Math	Advanced Math	Nonlinear functions	<div><div></div><div></div><div></div></div>

ID: ee05c84e

$f(x) = (x + 0.25x)(50 - x)$

The function f is defined above. What is the value of $f(20)$?

- A. 250
- B. 500
- C. 750
- D. 2,000

ID: ee05c84e Answer

Correct Answer: C

Rationale

Choice C is correct. Adding the like terms x and $0.25x$ yields the equation $f(x) = (1.25x)(50 - x)$. Substituting 20 for x yields $f(20) = (1.25(20))(50 - 20)$. The product $1.25(20)$ is equal to 25, and the difference $50 - 20$ is equal to 30. Substituting these values in the given equation gives $f(20) = (25)(30)$, and multiplying 25 by 30 results in $f(20) = 750$.

Choices A, B, and D are incorrect and may result from conceptual or computational errors when finding the value of $f(20)$.

Question Difficulty: Easy